



**SABO**

MADE IN  
**GERMANY\***  
SINCE 1932

RESIDENTIAL - COMMERCIAL - MUNICIPAL

# FULL RANGE CATALOGUE

\*Only walk-behind mowers and scarifiers are manufactured in Germany.



# ALL-ROUNDER FOR YOUR GARDEN

---

Uncompromising brand quality has a long tradition at SABO. For more than 90 years, sophisticated engineering is combined with superior materials and functional design in Gummersbach, Germany.

This has resulted in thoroughly reliable tools that make working in and around your garden as efficient and enjoyable as possible. And it is precisely this expertise that we - together with our SABO specialist retail partners - want to convince you of, both today and in the future.

In 2024, we are once again offering a wide range of advanced technologies and features. On the following pages, you will find our current range of products, from the powerful petrol models to the convenient battery system and the multi-functional lawn tractors - with practice-oriented advice and valuable tips for successful lawn care. We also take a closer look at our new products for professional and municipal garden and landscape maintenance. At the back of the catalogue you will find a complete overview of our product range. You will also find a comparison of the relevant technical data.

We invite you to discover the full SABO range!



Index		Technical specifications	
History of our company	4	Battery lawn mowers	30
Find the right mower for you	6	Battery garden tools	32
Brand values	8	Petrol lawn mowers	34
SABO battery system	10	Lawn tractors	38
Lawn mowers	12	Scarifiers	39
How to maintain a healthy lawn	14	Commercial petrol lawn mowers	40
Scarifier	16	Commercial battery mowers	42
Lawn tractors	18	Municipal mowers	44
Commercial petrol lawn mowers	20	Municipal machines	46
Commercial battery system	22		
Municipal mowers	24		
Ride-on flail mower	26		
Remote controlled crawler mower	28		

## New for the 2024 season



### MADE FOR PROFESSIONALS: SABO E-POWER

More on page 22

Get to know the environmentally friendly, robust and powerful commercial battery-powered machines from SABO. Be it a mower with side discharge or a scarifier - all models are powered by the efficient 56 V EGO battery technology and easily handle the rigours of commercial gardening and landscaping.

### More from page 26

In 2024, we are adding a new dimension to our commercial landscape maintenance portfolio: Discover our commercial brush cutters, the powerful ride-on flail mower and the remote-controlled crawler mower - designed for maximum efficiency and reliability in municipal applications.

### SABO FOR MUNICIPAL USE



### NO GREEN THUMB REQUIRED

We are unveiling a new visual identity era: From 2024, our commercial products will also wear the striking and dynamic SABO red - even with a new makeover, our pledge of unparalleled quality and performance remains unwavering. Discover this new appearance, whilst relying on the same excellent performance and proven quality for which we have been renowned for decades.



# HOW WE GOT TO WHERE WE STAND

---

SABO - from an ambitious founder to a thriving corporate ethos.



## 1932

In its early days, SABO was solely a distributor of oils and greases for the automotive industry. While Walter Born left the company just a year later, Heinrich Sanner established the second pillar of his business: the technical innovations department - with the constant objective of providing his customers with the highest possible quality of service. SABO also manufactured grease fittings for aeroplanes, traded in hand-washing detergents and managed a special graphite business. Sanner spent the early years exploring new areas of operation - until his first encounter with the gardening market.

## 2024

SABO's product range has expanded considerably in the 90 years since the company was founded. In addition to petrol and battery-powered lawnmowers, it now includes scarifiers, mulchers, lawn tractors and machines for municipal use. Battery-powered garden tools such as brush cutters, leaf blowers and hedge trimmers are also part of the portfolio. The one thing that has not changed to this day - and which will never change - is the extremely high quality standard of SABO: to always give the best in all aspects. This is the living legacy of the founders Heinrich Sanner and Walter Born and the reason why the SABO brand today stands for the highest quality and reliability among hobby and professional gardeners.

## 2007

At SABO, the user has always been at the centre of everything we do. To continuously improve the working experience, SABO introduced the Anti-Vibration System for professional lawnmowers in 2007. The system significantly reduces oscillations at the wrist. As a result, the user can work safely and comfortably throughout the whole day.

## 2017

No power cord, no petrol, no local emissions. SABO is bringing a new category of gardening tools onto the market with state-of-the-art battery technology - for both the professional and the amateur gardener. From lawnmowers and brushcutters to hedge trimmers and leaf blowers, powerful lithium-ion batteries allow convenient use anywhere.



## 1952

The war has come to an end. Sanner noticed that a lot of the hedges throughout Germany had been left to grow for a long time. He was on the lookout for a way in which the time-consuming and tedious task of hedge pruning might be made easier for the average person. And so, in 1952, the overgrown hedges prompted him to develop the electric hedge trimmer. The company's founder quickly realised the opportunities in this market - and just like the hedges, the idea quickly grew bigger and bigger.

## 1954

Heinrich Sanner was determined to develop further solutions. His aim was to simplify people's work in parks and gardens. And with great success: In 1954, SABO developed its first motorised lawnmower for professional use. This was a pioneering step. Sanner has always strived to achieve the best in everything created. Thanks to the economic upswing in Germany, motorised lawn mowers were also becoming increasingly popular with amateur gardeners.

SABO recognised that the greatest opportunities for growth lay in the motorised lawnmower sector as well as in the fittings sector. Sanner began to systematically market both sectors.

### HOW IT ALL STARTED.

It all began shortly after the Great Depression in 1932: Times were bad. Despite this, Heinrich Sanner and his partner Walter Born were optimistic when they founded the company SABO Central Distribution for Petroleum Products and Technical Innovations. Good to know: SABO is an acronym - SA for Sanner, BO for Born. And thus SABO was founded.



## 1965

It was in 1965 that SABO developed the world's first fully hydraulic lawn mower for professional use. For the user, this meant even less work, less wear and tear, more maintenance-friendly operation and, as a result, greater economic efficiency. In 1969, the two company divisions, lawn mowers and fittings, were separated. Both divisions developed independently. The development and production of lawn mowers remained in Gummersbach. The fittings division moved to Wiehl.

## 1981

At the beginning of the 1980s, SABO expanded its product range with the



addition of scarifiers. Since then, SABO scarifiers have been characterised by quality, durability and performance. Features that SABO's lawn-mowers were already known for.

## 1978

Once again, it is the spirit of invention that catapults SABO forward at the end of the 1970s: in 1978, the brand launches the patented TurboStar System™. Thanks to this innovative concept, even damp grass could now be cut to perfection and be collected in its entirety in the grass catcher bag. Turbo also meant an enormous economic acceleration: SABO took the



decisive growth step and became market leader in the lawnmower sector at the beginning of the 1980s.

# THE SEARCH FOR THE PERFECT LAWN MOWER

## 5 TIPS TO HELP YOU CHOOSE THE RIGHT ONE

### How to recognise a great lawnmower and choose the one that suits you best.

If you own a garden with a lawn, a lawn mower is a vital part of your equipment. But just what kind of lawn mower do you really need? And which features should it offer? Here are five tips to help you find the right lawn mower for you.



## 1. POWER AND SIZE

### Battery mower, petrol mower or lawn tractor?



The choice of which machine is best for you depends not least on the size of the area to be mowed and therefore on the cutting width of the machine. Our battery-powered lawn mowers are compact and lightweight, and are recommended for small to medium sized lawns. Petrol mowers are ideal for areas of up to 5,000 m<sup>2</sup> in size. If you have a plot of land larger than that, consider the comfort of working from the seat of a lawn tractor.

## LAWN MOWING

Do you have a small or large lawn? Are you a hobbyist or a professional? Makes no difference! In our range of SABO lawn mowers, you will find just the right machine to meet all your needs. From 36 to 54 cm cutting width, there are plenty of possibilities. You can choose between petrol or battery-powered operation. It is only when it comes to quality that there is no choice, because all of our lawn mowers are thoroughly tested as standard. To put it simply: What leaves our factory is solid and durable.

## MULCHING

There are many benefits to mulching: Both in and out of season, a lawn maintained with a mulching mower looks fresh and healthy. This is because, unlike conventional mowing, mulching leaves grass clippings on your lawn as natural manure. It decomposes and acts as an organic fertiliser. You can mulch effortlessly and obtain the finest clippings for fertilising your lawn with the SABO mulching mowers for private and professional use. And by the way: Most of our lawnmowers can be converted to mulch mowers with a separate mulching kit.



## 2. BRAND NAME QUALITY

Who wants to have to buy a new lawn mower every couple of years? That's why quality is essential when making your choice. The blades need to be robust, the drive and transmission need to be designed for decades of use. Just like SABO lawnmowers, which undergo numerous endurance trials and test procedures to ensure that these requirements get met.



## 3. WARRANTY

Whether it is battery or petrol powered: **You want to be able to rely on your new lawn mower for a long time.** Therefore, it is a good idea to familiarise yourself with the details of the warranty conditions before purchase. SABO offers a guarantee of 15 years on the aluminium chassis of its lawn mowers\*.

## 4. SPARE PARTS

Before buying a lawnmower, make sure that spare parts are available and check where you can get them. Avoid cheap „pirate“ products - their use can prove to be costly. Incidentally, **SABO spare parts are frequently available on the market for many years even after a model has been discontinued.**




## 5. SERVICE AND SUPPORT

The best place to buy your lawn mower is from a specialist dealership. **An expert will be able to give you the best possible advice and explain the features and benefits of each machine in detail.** That's why SABO lawnmowers are traditionally sold through trained and authorised dealerships.


## SCARIFYING

Regular „wellness“ treatments are essential for a healthy and uniform lawn. It all starts before you mow - by scarifying. SABO scarifiers use their blades to aerate the ground to a depth of just a few millimetres, pulling up any dead vegetation and, if necessary, collect it in a bag (available as an accessory). Needless to say, you can also rely on the well-known SABO quality and durability with our scarifiers.



## CONVENIENT GARDEN MAINTENANCE

Do you have a big lawn to deal with? No worries! Our SABO 93-H, 103-H and 110-S lawn tractors can handle any job, no matter how big, and are a pleasure to use. Powerful and durable 4-stroke engines with continuously variable hydrostatic transmission develop plenty of power for many applications, such as sweeping or snow clearing. Accessories such as plough blades, sweepers and mulching wedges make SABO lawn tractors real all-rounders.



\*SABO warranty conditions apply





# PASSION MADE IN GERMANY\*

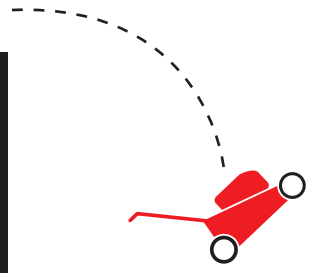
---

How SABO and its employees  
have ensured the famous  
SABO quality for decades.

\* Only walk-behind mowers and scarifiers are manufactured in Germany.

## THE DAY THE LAWN MOWER LEARNT TO FLY.

At SABO, we like to tell the anecdote of company founder Heinrich Sanner on the subject of quality control: Sanner simply tossed the lawnmowers out of the window. They were then examined to see whether they were still in good working condition. True to the motto: We don't build toys, we build professional equipment. But how do you maintain your reputation as a manufacturer of high-quality, reliable garden tools over many decades? Can quality be „commanded“? Or does it come from a tradition that is both lived and cultivated?




## NOTHING IS GOOD UNTIL IT HAS BEEN WELL TESTED

Nowadays, SABO equipment does not fly out of the window. And yet it is a long and difficult road from the first sketch to the first use on the lawn. Before the individual components are put together in production, we check that they meet our strict quality requirements. The individual components are then assembled in our workshop in Gummersbach, close to Cologne, Germany. Numerous quality tests and inspections follow. In this way, we make sure at every stage of the development process that the mowers really do meet our requirements.

## LAWN MOWER TESTING

Every new prototype of a SABO lawn mower has to undergo an ordeal before it goes into mass production. In an impact test, for example, the mechanical strength of the blade is tested using a steel tube and rod. The vibration, drive and gearbox tests simulate the stresses and strains of everyday use. The blade testing checks the structural strength of the blades. Only after one million load cycles is the blade approved for serial production. In the ball impact test, hardened steel balls are shot into the running blade and chassis, providing information on structural strength and shielding. In addition, our experts put the products through their paces under the toughest conditions in the open field test. All this is the hallmark of a SABO product and is the guarantee of our renowned high quality over a lengthy time period.



## COLLABORATION IS KEY

The SABO brand is not only characterised by strict quality standards, but above all by a strong community of motivated people. The principle of production at SABO follows its own set of rules. Quality is not dictated here, but deliberately developed, making it the goal of every single employee. Everyone involved is called upon to get involved. This means taking responsibility and getting involved beyond their own workplace and department. Every day, all employees at SABO make sure that quality is not an exception, but the rule.

## COMMUNITY SPIRIT

One of the most important advantages at SABO is the close proximity of sales, development and production at the company's premises in Gummersbach. The routes are short, people know each other and talk face to face. In this way, colleagues become partners in the workplace - and everyone becomes a part of the SABO team. This exceptional feeling of community begins at SABO itself and extends through all departments all the way to our retail partners and customers.

We live and consciously cultivate this sense of community, even beyond the factory gates. It is the cornerstone of a vivid corporate culture and products that meet the highest quality and durability expectations. The experience of more than six decades is built into every SABO mower as standard, which you as a customer can see and feel at first glance. Our SABO machines offer the highest level of safety, performance and reliability. Everything that you would expect from a good partner.



# SABO BATTERY POWER FOR YOUR GARDEN.

With the SABO battery system you are perfectly equipped for all gardening tasks: The powerful 40 volt lithium-ion battery is compatible with all products in the system and enables efficient and low-noise operation on the lawn and in the garden.



Leaf blower  
**LB-934**

With **continuously variable, lock-on speed and boost function**. Makes quick work of foliage and debris.



The heart of the SABO battery system is the powerful and reliable 40 volt lithium-ion battery. It can be easily removed and inserted for charging.



Scarifier  
**33-V ACCU**

With a cutting width of 33 cm and 14 sharp scarifying blades, the 33-V ACCU is essential for getting your lawn in top shape.





Hedge trimmer  
**HC-66**

Equipped with **double-sided sharpened blades**. The multi-function handle can be adjusted to three positions for ergonomic working, and the robust **magnesium die-cast body** ensures high stability.



Brush cutter  
**ST-30**

Brush cutter  
**MS-36**

Whether you are dealing with thick grass or undergrowth, our battery-powered brushcutters are the right tools for the job. The MS-36 can be used with either a spool or a high-grade blade and is delivered in a convenient package that **includes a blade, spool and shoulder strap**.



Chainsaw  
**CS-25**

**Comes in a package with two swords and chains.**

Weighing 3.8kg, it is light in the hand and can be used with either a 25 cm or 35 cm sword.



Lawn mower  
**47-ACCU VARIO**

The SABO battery system includes a total of seven lawn mowers, with and or without drive.

**This includes the 47-ACCU VARIO with a dual battery slot.**

The SABO TurboStar System™ ensures optimum cutting performance, even when the grass is damp.

Our robust aluminium chassis, with a 15-year guarantee\*, is extremely durable and the variable rear-wheel drive makes it easy to work on slopes.

\*SABO warranty conditions apply

## SABO 47-VARIO E

Top of the range mower with powerful SABO engine: Enjoy high mowing comfort with a 65 litre collector capacity and variable drive. The electric instant start allows you to start quickly with the ignition key.

---

## SABO 47-ACCU VARIO

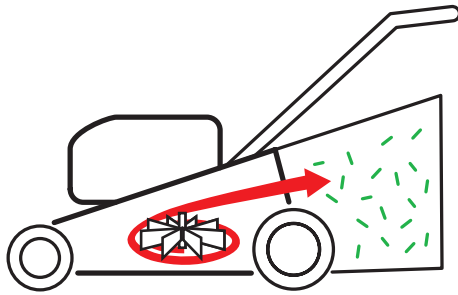
The variable rear-wheel drive keeps this large battery-powered lawnmower moving forward safely. The central indicator on the handlebar provides easy speed control and a clear indication of battery status. Compatible with the powerful 40 V battery.





# LAWN MOWERS

Novice, hobbyist or professional? Small, medium or large lawn areas? It doesn't matter. Our range of SABO lawnmowers has just the right machine for every need.

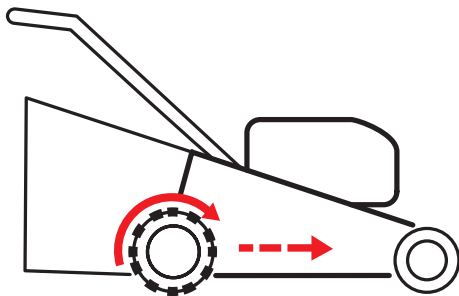


## TURBOSTAR™-SYSTEM

Most of our mowers are equipped with SABO's patented TurboStar™ system, which ensures that the grass is raised before it is cut and is effectively transported into the collection bag - even if it is damp.

## ALUMINIUM CHASSIS

Many of our SABO mowers are equipped with a high-quality aluminium chassis. This makes them lightweight and extremely robust - and includes a 15-year warranty\*.



## REAR WHEEL DRIVE OPTION

Do you mow on rough or challenging terrain? No worries: the optional rear-wheel drive ensures that your SABO and your mowing project progress safely. On many models, this can be variably adjusted to the walking speed.

## HIGH PERFORMANCE BLADE

The single-piece blade is made from the highest quality spring steel and is manufactured in accordance with the most stringent production and safety guidelines.



\* SABO warranty conditions apply



# HOW TO MAKE YOUR LAWN THE ENVY OF YOUR NEIGHBOURS

---

If you're new to gardening, it can be daunting when it comes to maintaining your very own patch of green. We've covered the most frequently raised questions so that you may focus on the important things: your lawn.

**The first year after a lawn has been sown, its appearance is generally fine - but by the second year the first bare patches will emerge. How do I keep it looking lush and healthy?**

Your lawn's destiny actually depends on picking the proper seeds to sow. If you have sown the wrong kind of lawn for your purposes, you will soon be bothered by bare patches, moss and other problems in the following years.

If you have a family and kids playing football on the lawn, for instance, you should choose a lawn seed with a high resilience, like a sports or recreational lawn. As for maintenance, irrigation and mowing are things that need to be done on a regular basis. Fertilising and scarifying are also essential.

**What is the right amount of water for my lawn?**

When irrigating, it is important to know if and how much your lawn requires water. A freshly laid lawn in particular will need a lot of water. An older lawn can root up to 15 centimetres deep, which means it can manage with a smaller quantity of irrigation. Inadequate irrigation, on the other hand, allows weeds to spread. Diseases also have a much easier time.

It is vital to take good care of your lawn from the very beginning. It is preferable to irrigate less frequently but more thoroughly than to do so more frequently but only superficially. Doing so will allow the grass to grow deeper roots, which in turn will help it to thrive. Knowing your soil's composition also pays off. A loose and sandy soil needs about 10 to 15 litres of water per square metre every three to four days. Loamier, clay soil retains more water and needs 15 to 20 litres about once a week. Automated sprinkler systems, coupled with rain or moisture sensors, can take the work off your hands.

**How often should the lawn be mowed?**

For a thick and healthy lawn, regular mowing is crucial. The exact number of times you need to mow will depend on the characteristics of the type of lawn and the time of year. In spring, when the grass has reached a length of about 7 to 8 cm, it is time to start mowing. The so-called „one-third rule“ is very useful - mow only one-third of the lawn. This will allow the grass to keep growing and will ensure that the lawn looks green and vibrant.

In May and June the lawn should be mowed up to three times a week. In other months, mowing once a week is sufficient. During periods of low rainfall, the lawn can be allowed to rest longer - this will help prevent the soil from drying out.

**When is the best time to fertilise and scarify? And how should it be done?**

You can fertilise for the first time in March or April, when you can tell that the lawn is starting to grow. You can fertilise a second time in late spring. And again in August. Fertilising replenishes the nutrients lost during regular mowing. Depending on the time of year, different fertilisers are recommended. Make sure the fertiliser is spread evenly. A good rule of thumb is to apply half of the calculated amount in horizontal and half in vertical strips - particularly when rain is expected. Scarifying will loosen up the soil and clear away moss and other undesirable growth. This should be done once a year, preferably in March after you have mown the lawn. You can also scarify again in autumn to remove shallow-growing weeds.

As a general rule, you should not go deeper than 2-3 mm. This is to avoid pulling out the young, growing roots. If you experience problems with excessive amounts of moss, aerating your lawn with a garden fork can be quite effective. If you take all these measures to heart, you will have a very enjoyable experience with your lawn.

**Visit [sabo-online.com](http://sabo-online.com) for more helpful tips.**









# SCARIFIERS

---

Scarifying loosens the lawn soil to create space for new grass growth and to ensure the grass roots receive sufficient amounts of air, water and nutrients. This enables fresh, healthy and dense new grass to grow back.




## YOUR CHOICE

Petrol or battery? For private or professional continuous operation? When it comes to SABO, you have the choice - but when it comes to quality, you can only get the best.

## RAZOR-SHARP BLADES

SABO scarifiers dethatch the ground to a precision of millimetres with their blades made of high-quality spring steel. Thanks to the continuously variable depth adjustment, you can precisely calibrate SABO scarifiers to the requirements of your lawn.



## LET THE RESULTS SPEAK FOR THEMSELVES

Remove grass clippings, dead leaves, moss and weeds from your lawn smoothly and organically.

## LEAVE A TRAIL - OR DONT

SABO scarifiers pull up dead grass and transport it into the collection bag which is available as an optional accessory.





## SABO 33-V ACCU

With battery operation and a working width of 33 cm, it is ideal for small to medium-sized lawns. The dual battery slot, which is powered by the powerful 40 V battery from the SABO battery system, ensures a longer runtime.

---

## SABO 38-BV

The powerful 38-BV petrol scarifier delivers outstanding results with its 38 cm working width, powerful 4-stroke OHV engine, robust and durable aluminium body and 15 sharp verticutter blades.





# LAWN TRACTORS

Discover the effortless efficiency of the SABO lawn tractors for your large-scale lawn areas. Equipped with powerful 2-cylinder engines, impressive performance and hydrostatic drive, they are designed to tackle even the most demanding jobs.



**EASY COLLECTION  
BOX EMPTYING**

## **TRAILER HITCH**

The series standard trailer hitch enables the use of a wide range of useful attachments.

Drive: petrol

95 - 110 cm cutting width

For areas up to 10,000 m<sup>2</sup>

Rear and side discharge

Extremely sturdy frame

Turf-friendly tyres

Acoustic fill level indicator



2-CYLINDER  
**ENGINE**

**SMALL**  
TURNING-  
CIRCLE

**EASY**  
COLLECTION  
BOX EMPTYING

**EXTRA**  
WIDE  
TYRES

## CONVENIENCE FOR LARGE LAWNS AND GARDENS

Our powerful models deliver uncompromising cutting performance and convenient control from the driver's seat. Not only does this save you effort and energy, it also makes the job of mowing larger lawns effortless.



### LED HEADLIGHTS

Powerful LED headlights provide optimum visibility even when working in the dark.

### STURDY BUMPER BAR

For increased durability and shock absorption.

### EXTRA-WIDE TYRES

Effective lawn protection with extra wide tyres.

## MOWING DECK EASY TO REMOVE



## TRUE MULTI-TALENTS

The SABO lawn tractors can be adapted for use in winter. Making snow removal fun! Or you can use the practical sweeper attachment to quickly and effectively clean up around your property.



## Snow plough

For winter operation of your SABO lawn tractor

### Tielburger TS125

Turn your lawn tractor into a powerful clearing vehicle with the TS125 snow plough. The included rubber edge is designed to protect the floor.



## Sweeper attachment

120cm working width, including debris container

### Tielburger TK520

With the TK520 mounted sweeper, property maintenance is done in no time. Available with numerous useful accessories for every application.

High-quality accessories by





## SABO 54-PRO VARIO

A truly professional rear discharge mower. The 54-PRO VARIO is manoeuvrability, easy to handle and offers a cutting width of 54 cm and a large 75-litre grass bag. Its 4-stroke OHV engine is extremely robust and durable.

## SABO 52-PRO S K A PLUS

With a cutting width of 50 cm and a 6 litre fuel capacity, this side discharge mower is ideal for use up to 5,000 m<sup>2</sup>. The variable drive makes the job a lot easier for the professional user. Low vibration due to the anti-vibration system.

NEW IN 2024

**PROS  
IN RED**



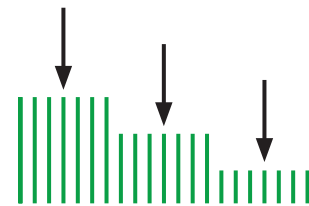
# PRO MODELS

---

Powerful and resilient. With powerful engines and lots of features. For large lawns and plots. For decades many municipal and commercial users have relied on our on our reliable, robust technology.

## FLEXIBLE CUTTING HEIGHT ADJUSTMENT

Steel wheels provide impressive traction and durability. The individually adjustable cutting height of our professionals allows you to switch between cutting heights with ease.



## ANTI-VIBRATION SYSTEM

Reduces vibrations on the handlebar, allowing the mower to be operated throughout the working day without compromising comfort or safety. Available on most professional models.

## ROBUST TRANSMISSION

The professional transmission on our mowers provides torque output independent of shifting force, ensuring high performance and a long service life.



## PRO ALUMINIUM CHASSIS

The aluminium chassis is extremely robust and designed for continuous use in the harshest conditions. Additional steel reinforcements on the inside and outside further increase durability.

# SABO E-POWER: PRO BATTERY SYSTEM.

---

The professional battery-powered machines from SABO are the best companions you can get for effective and efficient operation. They offer powerful performance, flexibility and reliability to achieve outstanding results with any task thanks to their modern 56 V battery drive from EGO. In addition, all SABO battery powered pro machines are weather resistant. No matter what the weather, they are ready for use all year round.



## MADE FOR PROFESSIONALS

The three professional rear discharge battery-powered lawn mowers offer a cutting width of between 43 and 54 centimetres and are particularly suitable for use in noise-sensitive environments such as parks, residential areas or in the immediate vicinity of schools and hospitals.



**NEW**

## WEATHER? IS OF NO CONCERN!

EGO's advanced battery technology is ready for all weather conditions. Whether wind, rain, cold or high summer temperatures - the sealed cells of the 56V lithium-ion battery withstand the rain effectively.



## PROFESSIONAL PRODUCT RANGE

All terrains are different. Each job requires a specific tool. SABO has the right pro machine to meet the requirements of every professional. Whether rear catcher, side discharge or mulcher. You have the choice. We have the SABO.

## FOR PRECISE GROUND CONTROL

With the 45-PRO E V, you can bring new life to any lawn. With a ball-bearing mounted blade shaft, 19 high quality verticutter blades, a robust aluminium chassis and continuously adjustable work depth, you are up to any task.

# MUNICIPAL MOWERS

---

Discover SABO's powerful municipal brushcutters and flail mowers, specially designed for demanding gardening and landscaping tasks. With our machines, you'll be well equipped for any challenge, whether it's cleaning paths and squares or mowing overgrown areas.



## 60-PRO T PUSH

The specialist for the cleaning of paved paths and squares.

Equipped with a powerful HONDA GCV 200 engine, 40 cm wheels for optimum maneuverability and a laterally adjustable trim head for precise work on brickwork.

## 60-PRO T DRIVE

The 60-PRO T DRIVE has an engageable drive system that makes it easy to tackle hilly and rough terrain.

Robust 13" drive wheels with pneumatic tyres and an efficient manual gearbox combine power and comfort with the HONDA GCV 200 engine. Supported by an ergonomic, adjustable handlebar for long working days.



## 50-PRO C DRIVE

Powerful rough-terrain mower, perfect for use in difficult terrain.

Equipped with a HONDA GXV 160 engine, it offers an open cutting deck for efficient working and excellent slope capability thanks to pneumatic tyres and a special gearbox.



### 70-PRO C VARIO

A 70cm working width flail mower powered by a powerful 13hp HONDA GXV 390 engine. Sturdy pendulum and cross blades cut grass and undergrowth very finely.

Equipped with an anti-vibration adjustable handle, mechanical drive and single wheel steering. Ideal for uneven terrain and slopes.



### 60-PRO F VARIO

Flail mower with 60 cm working width and 6.5 hp HONDA GX 200 engine.

It has a Y flail shaft for efficient shredding of bushes and undergrowth. The AS drive wheels with pneumatic tyres and mechanical transmission increase comfort. The continuous cutting height adjustment and front swivelling wheels allow easy handling and adjustment.



### 75-PRO F VARIO

Professional flail mower with 75 cm working width, powered by an 11 hp HONDA GXV 340 engine.

Equipped with a robust Y flail shaft, especially for working in heavily overgrown areas. The grass clippings are evenly chopped and discharged. Features such as single-wheel steering brake, height and side-adjustable handlebar and continuous cutting height adjustment provide precise maneuverability and increased working comfort.



# GLADIATOR 95 F AWD

Designed for the toughest challenges in undergrowth and high grass, the Gladiator 95 F AWD is the perfect choice. The operator is well equipped to work safely on steep slopes, sitting in a comfortable, ergonomic seat.



## ERGONOMIC DESIGN

The ergonomically upright seating position on the machine provides plenty of legroom. The seat position can be adjusted to suit the operator.

## OFF-ROAD TYRES

Optimum traction in challenging terrain is ensured by the permanent four-wheel drive and terrain-optimised deep lug tyres.

## ROBUST Y FLAIL BLADES

Ideal for difficult, uneven terrain. Extremely robust, long life. Ideal for use in dense vegetation.



## STURDY FRAME

The sturdy frame ensures extreme durability and long life.



## BECAUSE YOUR JOB IS TOUGH ENOUGH AS IT IS.

The ride-on mower is powered by a powerful 2-cylinder 4-stroke OHV Honda iGXV 700 EFI industrial engine with pressure lubrication. Hydrostatic four-wheel drive and well-balanced chassis geometry provide maximum operator safety and control. The heavy-duty cutterbar with Gladiator's durable hammer flail blades ensures efficient cutting in dense and difficult terrain.

Drive: petrol

95 cm cutting width

For extreme conditions

All-wheel drive

Extra sturdy frame

Comfortable seating position

High traction tyres



### **OUTSTANDING OFF-ROAD PERFORMANCE**

The optimised track width, balanced axle width and low centre of gravity make the machine easy to manoeuvre even on hilly terrain.



### **TWO-PEDAL CONTROL**

The hydrostatic drive allows you to control the speed of the machine using the foot pedals.

### **LED HEADLIGHTS**

Powerful LED headlights ensure optimum visibility when working in twilight or darkness.

### **CUTTING DECK ADJUSTMENT**

Offers four fixed and six floating positions for maximum flexibility and precision.



Sophisticated features such as dual pedal control and specially mounted handles for driving on slopes are part of the comprehensive offering. They make the Gladiator an unrivalled partner in terms of performance and safety.



# THUNDER 85 C

The THUNDER 85 C is the new benchmark in remote control crawler mowers. With its impressive performance on extreme slopes, this machine offers an unrivalled level of safety and efficiency. It is operated by remote control, so you can always work in complete safety and away from any emissions or hazards.



## ADVANCED REMOTE CONTROL

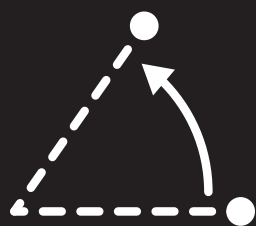
Intuitive control via two joysticks with selectable power levels.

## INNOVATIVE CRAWLER TRACK SYSTEM

Patented crawler track system for safe travel on steep slopes without risk of losing tracks

## INTEGRATED SIGNALING LIGHTS

For maximum safety and visibility, there is a rotating beacon and fuel warning light.



**UP TO 50°  
LONGITUDINAL TILT  
FOR EXTREME  
SLOPES**

## YOUR EMPLOYEES WILL NOT BE WILLING TO PART WITH THIS MACHINE.

Work safely and with less damage to the ground thanks to the ingenious weight distribution, wide track and low centre of gravity. No more time-consuming turning of the mower. Without compromising the quality of the cut, the THUNDER 85 C mows both forwards and backwards. The raising front bonnet design makes it easy to get through tall grass, undergrowth and tree trunks up to 12 cm in diameter.

Drive: petrol

85 cm cutting width

Remote controlled

Extra strong frame

Wide tracks

Up to 55 ° cross slope

Up to 50 ° longitudinal slope




### HIGHLY ROBUST FRAME DESIGN

Maximum durability and reliability thanks to the robust frame design.



### SAFETY CHAIN CURTAIN

Safety chain curtain at the front of the machine for optimum protection.



### COMPACT DESIGN

Ready for use anywhere: Thanks to its narrow width of just 130 cm, the THUNDER 85 C fits in almost any transporter van.



### RAISING FRONT BONNET

Tall grass and tree trunks with a diameter of up to 12 cm can be cut through by the mower thanks to the design of the raising front bonnet

Powered by the high quality HONDA iGXV 700EFI engine, which produces a full 24hp and 49Nm of torque. Electronic engine management and advanced fuel injection ensure optimum power delivery even in the toughest conditions. The engine is protected by a Donaldson air filter, even in the toughest of environments.

Other highlights such as the electromagnetic blade clutch, the patented track drive and the electrically reversible radial cooler ensure unrivalled performance in this class. The hydraulic travel drive with high-quality axial piston pumps and hydraulic motors with KNOTT stop brakes is unique.



	<b>36-ACCU</b>	<b>40-ACCU CLASSIC</b>	<b>40-ACCU</b>	<b>43-ACCU</b>	<b>43-ACCU VARIO</b>	<b>45-ACCU CLASSIC</b>	<b>47-ACCU VARIO</b>
<b>Cutting width</b>	36 cm	40 cm	40 cm	43 cm	43 cm	45 cm	47 cm
<b>For areas up to **</b>	250 m <sup>2</sup>	450 m <sup>2</sup>	500 m <sup>2</sup>	600 m <sup>2</sup>	500 m <sup>2</sup>	650 m <sup>2</sup>	700 m <sup>2</sup>
<b>Engine model</b>	Single battery-slot	Single battery-slot	Single battery-slot	Single battery-slot	Dual battery-slot	Single battery-slot	Dual battery-slot
<b>Recommended configuration</b>	1x 4 Ah 40 V Li-Ion battery & charger	1x 4 Ah 40 V Li-Ion battery & charger	1x 5 Ah 40 V Li-Ion battery & charger	2x 4 Ah 40 V Li-Ion battery & charger	2x 4 Ah 40 V Li-Ion battery & rapid charger	1x 5 Ah 40 V Li-Ion battery & charger	2x 5 Ah 40 V Li-Ion battery & rapid charger
<b>Runtime **</b>	~ 34 min	~ 30 min	~ 38 min	~ 40 min	~ 30 min	~ 30 min	~ 34 min
<b>Starter &amp; Handling</b>	Click & Go	Click & Go	Click & Go	Click & Go	Click & Go Soft-Grip	Click & Go	Click & Go Soft-Grip
<b>Drive system</b>	Push	Push	Push	Push	Variable speed 2,0-4,0 km/h	Push	Variable speed 2,0-4,0 km/h
<b>Cutting height adjustment</b>	Central 6-fold 2,0-7,0 cm	Central 5-fold 2,5-8,0 cm	Central 6-fold 2,4-7,5 cm	Central 7-fold 2,2-8,0 cm	Central 8-fold 2,5-8,0 cm	Central 5-fold 2,5-8,0 cm	Central 8-fold 2,5-8,0 cm
<b>Mower chassis material</b>	Aluminium <b>15 years warranty<sup>1)</sup></b>	Steel <b>2 years warranty<sup>1)</sup></b>	ABS plastic <b>10 years warranty<sup>1)</sup></b>	Aluminium <b>15 years warranty<sup>1)</sup></b>	Aluminium <b>15 years warranty<sup>1)</sup></b>	Steel <b>2 years warranty<sup>1)</sup></b>	Aluminium <b>15 years warranty<sup>1)</sup></b>
<b>Collector bag capacity</b>	43 l	40 l	44 l	45 l	45 l	60 l	45 l
<b>SABO Turbostar™-System</b>	•	-	•	•	•	-	•
<b>Mulching</b>	-	-	○ BSA648	○ BSA649	○ BSA643	Mulching kit included	○ BSA644
<b>Height-adjustable handlebar</b>	3-fold	3-fold	3-fold	3-fold	3-fold	3-fold	3-fold
<b>Transportation &amp; stowing</b>	Foldable handle & carrying handle	Foldable handle	Foldable handle & carrying handle	Foldable handle & carrying handle	Foldable handle with quick release & carrying handle	Foldable handle	Foldable handle with quick release & carrying handle
<b>Wheel bearing front/rear</b>	Ball bearing	Ball bearing	Ball bearing	Ball bearing	Ball bearing	Ball bearing	Ball bearing
<b>Weight</b>	20,5 kg	20 kg	19 kg	22,5 kg	31 kg	23 kg	33 kg
<b>Article no.</b>	SA1780	SA401023	SA1781	SA1782	SA521022	SA401523	SA521522

• as standard ○ Optionally available <sup>1)</sup> Conditions valid for personal use only, the SABO warranty terms apply.

\*\* With recommended battery configuration, may vary depending on mowing habits, grass condition and cutting height

## Battery mowers

**36-ACCU**



**40-ACCU CLASSIC**



The powerful and reliable 40 volt lithium-ion battery is the heart of the SABO battery system. Easy to insert and remove for recharging.



**40-ACCU**



**43-ACCU**



**43-ACCU VARIO**



**45-ACCU CLASSIC**



The SABO battery-powered lawn mowers with variable drive speed can be easily adjusted to the preferred speed from the control panel - at the touch of a button. The battery indicator is always clearly visible.



Includes a **Mulching kit**

**47-ACCU VARIO**



Information on the battery-powered scarifier on page 39

### Optionally available

Mulching kit 40-ACCU  
 Mulching kit 43-ACCU  
 Mulching kit 43-ACCU VARIO  
 Mulching kit 47-ACCU VARIO  
 Charger  
 Rapid charger  
 Battery 40 V 4 Ah  
 Battery 40 V 5 Ah

### Article no.

BSA648  
 BSA649  
 BSA643  
 BSA644  
 SAA11781  
 SAA16509  
 SAA12800  
 SAA12774



**MS-36**  
**Battery brush cutter**

	String	Blade
<b>Engine</b>	Brushless DC motor	
<b>Idle speed</b>	6300 ± 10 % rpm	6800 ± 10 % rpm
<b>Cutter head</b>	String feed $\varnothing 2,0\text{mm}$	Blade
<b>Cutting path diameter</b>	356 mm / 406 mm	254 mm
<b>Handle</b>	Two-handed grip	
<b>Includes</b>	Shoulder strap, string spool & blade	
<b>String feed</b>	Semi-automatic	
<b>Weight w/o battery</b>	4,5 kg	
<b>Article no.</b>	SA561121	

**ST-30**  
**Battery brush cutter**

<b>Engine</b>	DC motor
<b>Idle speed</b>	7500 ± 10 % rpm
<b>Cutter head</b>	String feed $\varnothing 1,65\text{ mm}$
<b>Cutting path diameter</b>	305 mm
<b>Handle</b>	Round grip
<b>String feed</b>	Automatic
<b>Weight w/o battery</b>	4,2 kg
<b>Article no.</b>	SA561022

**CS-25**  
**Battery chainsaw**

<b>Engine</b>	Brushless DC motor
<b>Chain speed</b>	20 m/s
<b>Chain stop time</b>	< 0,2 s
<b>Chain oil volume</b>	180 ml
<b>Sword length</b>	25 cm & 35 cm included
<b>Chain model</b> <small>25 cm / 35 cm</small>	Oregon 91PJ040X   Oregon 90PX052X
<b>Drive link width / division</b> <small>25 cm / 35 cm</small>	1,3 mm - 3/8"   1,1 mm - 3/8"
<b>Weight w/o battery</b>	3,8 kg
<b>Article no.</b>	SA561521

**HC-66**  
**Battery hedge trimmer**

<b>Engine</b>	Brushless DC motor
<b>Idle speed</b>	4000 ± 10 % rpm
<b>Blades</b>	Double-sided edge finish
<b>Cutter spacing</b>	30 mm
<b>Handle</b>	Adjustable in 3 positions
<b>Cutting length</b>	660 mm
<b>Features</b>	Magnesium casing & guide protection
<b>Weight w/o battery</b>	3,5 kg
<b>Article no.</b>	SA560121

**LB-934**  
**Battery leaf blower**

<b>Engine</b>	Brushless DC motor
<b>Max. air speed</b>	209 km/h
<b>Max. air volume flow rate</b>	934 m <sup>3</sup> /h
<b>Speed control</b>	Variable & lockable (with turbo switch)
<b>Weight w/o battery</b>	2,15 kg
<b>Article no.</b>	SA560621

**LB-660**  
**Battery leaf blower**

<b>Engine</b>	DC motor
<b>Max. air speed</b>	177 km/h
<b>Max. air volume flow rate</b>	663 m <sup>3</sup> /h
<b>Speed control</b>	Variable & lockable
<b>Weight w/o battery</b>	1,9 kg
<b>Article no.</b>	SA560520

Protective goggles - Clear

Protective goggles - Reflective

Protective goggles - Tinted

Protective goggles - Overglasses

Lawnmower cover

SABO Multi-Clean Kit

## Battery garden tools

Battery brush cutter  
**MS-36**



Includes  
**Shoulder strap, string  
spool & blade**

Battery brush cutter  
**ST-30**



Battery chainsaw  
**CS-25**



Includes  
**25 & 35 cm sword**

Battery hedge trimmer  
**HC-66**



Battery leaf blower  
**LB-934**



Includes  
**Point nozzle attachment**

Battery leaf blower  
**LB-660**



Protective goggles  
**Clear**



Protective goggles  
**Reflective**



Protective goggles  
**Tinted**



Protective goggles  
**Overglasses**



Lawnmower  
**COVER**



SABO  
**MULTI-CLEAN-KIT**





	<b>40- CLASSIC</b>	<b>43- COMPACT</b>	<b>43-A ECONOMY</b>	<b>43- VARIO</b>	<b>45-A CLASSIC</b>	<b>47- VARIO</b>	<b>47- VARIO E</b>
<b>Cutting width</b>	40 cm	43 cm	43 cm	43 cm	45 cm	47 cm	47 cm
<b>For areas up to</b>	700 m <sup>2</sup>	800 m <sup>2</sup>	1.000 m <sup>2</sup>	1.000 m <sup>2</sup>	1.200 m <sup>2</sup>	1.500 m <sup>2</sup>	1.500 m <sup>2</sup>
<b>Engine</b>	4-stroke-OHV	4-stroke-OHV	4-stroke-OHV	4-stroke-OHV	4-stroke-OHV	4-stroke-OHV	4-stroke-OHV
<b>Net power kW</b>	2,1	2,7	2,6	2,6	2,7	3,4	3,4
<b>Engine speed in rpm</b>	2800	2800	2800	2800	2800	2800	2800
<b>Starter &amp; Handling</b>	Starter rope	Starter rope	Starter rope Soft-Grip	Starter rope Soft-Grip	Starter rope	Starter rope Soft-Grip	Electric start + starter rope Soft-Grip
<b>Drive system</b>	Push	Push	Single speed 3,6 km/h	Variable speed 2,5-4,3 km/h	Single speed 2,9 km/h	Variable speed 2,7-4,3 km/h	Variable speed 2,7-4,3 km/h
<b>Cutting height adjustment</b>	Central 5-fold 2,5-8,0 cm	Central 7-fold 2,2-8,0 cm	Central 8-fold 2,5-8,0 cm	Central 8-fold 2,5-8,0 cm	Central 5-fold 2,5-8,0 cm	Central 8-fold 2,5-8,0 cm	Central 8-fold 2,5-8,0 cm
<b>Mower chassis material</b>	Steel <b>2 years warranty<sup>1)</sup></b>	Aluminium <b>15 years warranty<sup>1)</sup></b>	Aluminium <b>15 years warranty<sup>1)</sup></b>	Aluminium <b>15 years warranty<sup>1)</sup></b>	Steel <b>2 years warranty<sup>1)</sup></b>	Aluminium <b>15 years warranty<sup>1)</sup></b>	Aluminium <b>15 years warranty<sup>1)</sup></b>
<b>Collector bag capacity</b>	40 l	45 l	65 l	65 l	60 l	65 l	65 l
<b>SABO Turbostar™-System</b>	-	•	•	•	-	•	•
<b>Mulching</b>	-	◦ SA571	◦ BSA632	◦ BSA632	Mulching kit included	◦ BSA625	◦ BSA625
<b>Height-adjustable handlebar</b>	3-fold	3-fold	3-fold	3-fold	3-fold	3-fold	3-fold
<b>Transportation &amp; stowing</b>	Foldable handle	Foldable handle & carrying handle	Foldable handle with quick release & carrying handle	Foldable handle with quick release & carrying handle	Foldable handle	Foldable handle with quick release & carrying handle	Foldable handle with quick release & carrying handle
<b>Wheel bearing front/rear</b>	Ball bearing	Ball bearing	Ball bearing	Ball bearing	Ball bearing	Ball bearing	Ball bearing
<b>Weight</b>	24 kg	27,5 kg	35 kg	36,5 kg	30,5 kg	38,5 kg	41 kg
<b>Article no.</b>	SA101023	SA206323	SA211020	SA221019	SA111523	SA226521	SA226621

• as standard ◦ Optionally available <sup>1)</sup> Conditions valid for personal use only, the SABO warranty terms apply.

**Petrol mowers**

**40-CLASSIC**



**43-COMPACT**




**43-A  
ECONOMY**



**43-VARIO**



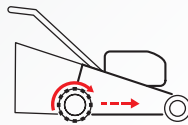
The handlebar can be quickly and easily fastened or loosened using the quick-release mechanism. This makes space-saving storage of the mower particularly easy.



**45-A  
CLASSIC**



Includes a **Mulching kit**

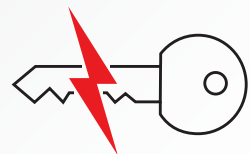


Mowing on an incline?  
No worries: you can drive your SABO safely and easily with the engageable rear-wheel drive.

**47-VARIO**



**47-VARIO E**



With the electric instant start, you can easily start your SABO lawnmower with an ignition key. No need to pull the starter rope.

**Optionally available**

- Steel wheels 43-COMPACT
- Mulching kit 43-COMPACT
- Mulching kit 43-H 6
- Mulching kit 47-H 5

**Article no.**

- SAA12523
- SA571
- BSA632
- BSA625



	<b>51-A CLASSIC</b>	<b>52-S A</b>	<b>53-M VARIO</b>	<b>54- VARIO</b>	<b>54- VARIO E</b>	<b>54-K VARIO B</b>
<b>Cutting width</b>	51 cm	50 cm	53 cm	54 cm	54 cm	54 cm
<b>For areas up to</b>	1.500 m <sup>2</sup>	4.000 m <sup>2</sup>	2.000 m <sup>2</sup>	2.500 m <sup>2</sup>	2.500 m <sup>2</sup>	2.500 m <sup>2</sup>
<b>Engine</b>	4-stroke-OHV	4-stroke-OHV	4-stroke-OHV	4-stroke-OHV	4-stroke-OHV	4-stroke-OHC
<b>Net power kW</b>	2,7	3,4	3,4	3,4	3,4	3,2
<b>Engine speed in rpm</b>	2800	2800	2800	2800	2800	2800
<b>Starter &amp; Handling</b>	Starter rope	Starter rope Soft-Grip	Starter rope Soft-Grip	Starter rope Soft-Grip	Electric start + starter rope Soft-Grip	Starter rope Blade brake clutch Soft-Grip
<b>Drive system</b>	Single speed 2,9 km/h	Single speed 3,5 km/h	Variable speed 2,5-5,2 km/h	Variable speed 2,7-4,8 km/h	Variable speed 2,7-4,8 km/h	Variable speed 2,7-4,8 km/h
<b>Cutting height adjustment</b>	Central 5-fold 2,5-7,5 cm	For each wheel 7-fold 2,5-8,0 cm	For each axis 7-fold 2,0-9,7 cm	Central 8-fold 2,0-9,5 cm	Central 8-fold 2,0-9,5 cm	Central 8-fold 2,0-9,5 cm
<b>Mower chassis material</b>	Steel <b>2 years warranty<sup>1)</sup></b>	Aluminium <b>15 years warranty<sup>1)</sup></b>	Steel <b>2 years warranty<sup>1)</sup></b>	Aluminium <b>15 years warranty<sup>1)</sup></b>	Aluminium <b>15 years warranty<sup>1)</sup></b>	Aluminium <b>15 years warranty<sup>1)</sup></b>
<b>Collector bag capacity</b>	60 l	-	-	75 l	75 l	75 l
<b>SABO Turbostar™-System</b>	-	Side discharge	Mulching mower	•	•	•
<b>Mulching</b>	Mulchkit Inklusive	◦ BSA642	Integrated	◦ SA609	◦ SA609	◦ SA610
<b>Height-adjustable handlebar</b>	3-fold	3-fold	3-fold	3-fold	3-fold	3-fold
<b>Transportation &amp; stowing</b>	Foldable handle	Foldable handle with quick release & carrying handle	Foldable handle with quick release & carrying handle	Foldable handle with quick release & carrying handle	Foldable handle with quick release & carrying handle	Foldable handle with quick release & carrying handle
<b>Wheel bearing front/rear</b>	Ball bearing	Ball bearing/ Bronze slide bearing	Ball bearing/ needle roller bearing	Ball bearing/ needle roller bearing	Ball bearing/ needle roller bearing	Ball bearing/ needle roller bearing
<b>Weight</b>	32 kg	41,5	37,5 kg	47,5 kg	50 kg	56 kg
<b>Article no.</b>	SA112123	SA217223	SA227023	SA227521	SA227621	SA222720

• as standard ◦ Optionally available <sup>1)</sup> Conditions valid for personal use only, the SABO warranty terms apply.

## Petrol mowers

**51-A  
CLASSIC**



Includes a  
**Mulching kit**

**52-S A**



**53-M  
VARIO**



A mulching blade and an additional  
plug make it easy to convert your  
SABO to a mulching mower.

**54-VARIO**

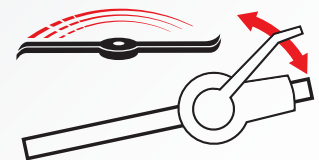


**54-VARIO E**



**54-K VARIO B**

SABO mower with 4-stroke  
OHC engine from Yamaha.  
Convenient blade brake  
clutch, high quality  
aluminium chassis  
and more.



**SABO 54-K VARIO B:** When you let  
go of the safety handle, the blade  
stops rotating, but the engine  
continues to run so that you can  
effortlessly drive the mower  
to empty the collector bag.



Optionally available

Mulching kit 52-S A  
Mulching kit 54 cm  
Mulching kit 54-K VARIO B

Article no.

BSA642  
SA609  
SA610



	93-H	103-H	110-S
<b>Cutting width/ blades</b>	95 cm 2 blades	102 cm 2 blades	110 cm 2 blades
<b>For areas up to</b>	6.000 m <sup>2</sup>	7.000 m <sup>2</sup>	10.000 m <sup>2</sup>
<b>Engine / no. of cylinders</b>	4-stroke / 2	4-stroke / 2	4-stroke / 2
<b>Net power kW</b>	12,6	12,2	13
<b>Engine speed in rpm</b>	2600	2450	2700
<b>Starter &amp; Handling</b>	Hydrostatic & ergonomically pedals		
<b>Drive system</b>	Continuously variable hydrostatic transmission 0 - 9 km/h		
<b>Cutting height adjustment</b>	Central 6-fold 3,0-8,0 cm		
<b>Frame</b>	Torsionally rigid, durable and highly robust frame		
<b>Box capacity</b>	250 l	250 l	Side discharge
<b>Capacity signal</b>	•	•	
<b>Mulching</b>	○ SAB30123	○ SAB30223	Mulching wedge included
<b>Tyre size front / rear</b>	15 x 6.00-6 / 18 x 8.50-8	15 x 6.00-6 / 18 x 8.50-8	15 x 6.00-6 / 18 x 8.50-8
<b>Weight net / gross</b>	237 kg / 300 kg	242 kg / 305 kg	234 kg / 290 kg
<b>Dimensions L (with collector box) x W x H in cm</b>	190 (245) x 102 x 118	190 (245) x 102 x 118	196 x 116 x 118
<b>Trailer hitch</b>	•	•	•
<b>Front bumper</b>	•	•	•
<b>Headlights</b>	LED	LED	LED
<b>Article no.</b>	SA270122	SA270222	SA270322



93-H



103-H



110-S

**Optionally available**  
 Mulching wedge 93-H  
 Mulching wedge 103-H  
 Impact guard / deflector

**Article no.**  
 SAB30123  
 SAB30223  
 SAB30323

• as standard ○ Optionally available

## Scarifiers

	33-V ACCU	38-BV	45-PRO V	45-PRO E V
<b>Working width</b>	33 cm	38 cm	45 cm	45 cm
<b>For areas up to</b>	400 m <sup>2</sup>	1.500 m <sup>2</sup>	4.000 m <sup>2</sup>	4.000 m <sup>2</sup>
<b>Powered by</b>	Li-Ion battery	Petrol	Petrol	Li-Ion battery
<b>Runtime / Fuel capacity</b>	40 V 55 min *	2,5 l	3,6 l	56 V 70 min *
<b>Engine</b>	Dual battery-slot	4-stroke-OHV	4-stroke-OHV	EGO PU2710
<b>Net power kW</b>	0,9 kW	2,3 kW	4,0	3,2
<b>Engine speed rpm</b>	3200	3400	3300	3300
<b>Drive system</b>	Push	Push	Push	Push
<b>Starter &amp; Handling</b>	Click & Go Quick engagement lever	Starter rope Quick engagement lever	Starter rope Quick engagement lever	Click & Go Quick engagement lever
<b>Verticutter steel blades</b>	14	15	19	19
<b>Working depth adjustment</b>	Continuously variable	Continuously variable	Continuously variable	Continuously variable
<b>Chassis material</b>	ABS plastic	Aluminium	Aluminium	Aluminium
<b>Collector available</b>	○ SA350	○ SA561	-	-
<b>Height-adjustable handlebar</b>	2-fold	-	2-fold	2-fold
<b>Transportation &amp; stowing</b>	Carrying handle & foldable handlebar	Foldable handlebar	Foldable handlebar	Foldable handlebar
<b>Wheel bearing front/rear</b>	Slide bearing	Ball bearing	Ball bearing	Ball bearing
<b>Weight</b>	17,5 kg	37 kg	45 kg	45 kg
<b>Article no.</b>	SA530322	SA230822	SA331522	SA631524



Optionally available

Collector 33-V ACCU  
Collector 38-BV

Article no.

SA350  
SA561

\* With recommended battery configuration, may vary depending on mowing habits, grass condition and cutting height



	43-PRO	47-PRO VARIO	52-PRO S K A PLUS	53-PRO M VARIO	54-PRO VARIO	54-PRO K VARIO B PLUS
<b>Cutting width</b>	43 cm	47 cm	50 cm	53 cm	54 cm	54 cm
<b>For areas up to</b>	1.500 m <sup>2</sup>	2.500 m <sup>2</sup>	5.000 m <sup>2</sup>	5.000 m <sup>2</sup>	3.500 m <sup>2</sup>	4.000 m <sup>2</sup>
<b>Engine</b>	4-stroke-OHC	4-stroke-OHC	4-stroke-OHC	4-stroke-OHC	4-stroke-OHV	4-stroke-OHC
<b>Net power kW</b>	2,6	3,2	3,2	3,2	3,2	3,2
<b>Engine speed in rpm</b>	2800	2800	2800	2800	2800	2800
<b>Starter &amp; Handling</b>	Starter rope	Starter rope Soft-Grip	Starter rope Soft-Grip	Starter rope Soft-Grip	Starter rope Soft-Grip	Starter rope Blade brake clutch Soft-Grip
<b>Anti-Vibrations-System</b>	-	•	•	•	•	•
<b>Drive system</b>	Push	Variable speed 2,7-4,5 km/h	Variable speed 2,2-3,7 km/h	Variable speed 2,0-3,5 km/h	Variable speed 2,7-4,8 km/h	Variable speed 2,7-4,8 km/h
<b>Cutting height adjustment</b>	Central 8-fold 2,5-8,0 cm	For each wheel 7-fold 2,5-8,0 cm	For each wheel 7-fold 2,5-8,0 cm	For each axis 7-fold 3,0-9,5 cm	For each wheel 8-fold 1,5-9,5 cm	For each wheel 8-fold 1,5-9,5 cm
<b>Mower chassis material</b>	Aluminium with Steel inlets <b>15 years warranty *</b>	Aluminium with Steel inlets <b>15 years warranty *</b>	Aluminium with Steel inlets <b>15 years warranty *</b>	Steel <b>2 years warranty *</b>	Aluminium with Steel inlets <b>15 years warranty *</b>	Aluminium with Steel inlets <b>15 years warranty *</b>
<b>Collector bag capacity</b>	65 l	65 l	Side discharge	Mulching mower	75 l	75 l
<b>SABO Turbostar™-System</b>	•	•	Side discharge	Mulching mower	•	•
<b>Mulching</b>	○ BSA645	○ BSA631	○ BSA641	Integrated	○ SA612	○ SA610
<b>Height-adjustable handlebar</b>	3-fold	3-fold	2-fold	3-fold	2-fold	2-fold
<b>Transportation &amp; stowing</b>	Foldable handle & carrying handle	Foldable handle & carrying handle	Foldable handle	Foldable handle & carrying handle	Foldable handle & carrying handle	Foldable handle & carrying handle
<b>Wheel bearing front/rear</b>	Ball bearing	Ball bearing/ Bronze slide bearing	Ball bearing/ Bronze slide bearing	Ball bearing/ Bronze slide bearing	Ball bearing/ Bronze slide bearing	Ball bearing/ Bronze slide bearing
<b>Fuel capacity</b>	1,0 l	1,2 l	6,0 l	1,2 l	1,0 l	6,0 l
<b>Weight</b>	33 kg	49 kg	51 kg	51,5 kg	54 kg	63 kg
<b>Article no.</b>	SA301020	SA321520	SA312120	SA322020	SA322520	SA322720

• as standard ○ Optionally available \* Conditions valid for personal use only, the SABO warranty terms apply.

## Commercial petrol mowers



**43-PRO**



**47-PRO  
VARIO**



**52-PRO S  
K A PLUS**



The SABO PLUS models can mow for up to eight hours at a time thanks to the extra-large 6-litre fuel capacity.



**53-PRO M  
VARIO**



**54-PRO  
VARIO**



**54-PRO K VARIO  
B PLUS**

Commercial lawn mower with 4-stroke OHC engine from Yamaha. Blade brake clutch, 6-litre fuel capacity, steel-reinforced aluminium chassis, and much more.

**Built to last:** The high-grade die-cast aluminium chassis is reinforced with additional steel plates both inside and outside for added rigidity and durability.



### Optionally available

Mulching kit 43-PRO  
Mulching kit 47-PRO  
Mulching kit 52-PRO S A  
Mulching kit 54-PRO  
Mulching kit 54-PRO VARIO

### Article no.

BSA645  
BSA631  
BSA641  
SA612  
SA610



	43-PRO E PUSH	47-PRO E VARIO	50-PRO E S VARIO	53-PRO E M VARIO	54-PRO E VARIO
<b>Cutting width</b>	43 cm	47 cm	50 cm	53 cm	54 cm
<b>For areas up to</b>	1.500 m <sup>2</sup>	2.500 m <sup>2</sup>	5.000 m <sup>2</sup>	5.000 m <sup>2</sup>	3.500 m <sup>2</sup>
<b>Engine model</b>	EGO PU2700	EGO PU2700	EGO PU2700	EGO PU2700	EGO PU2700
<b>Net power kW</b> ECO / TURBO	1,7 / 2,4	1,7 / 2,4	1,7 / 2,4	1,7 / 2,4	1,7 / 2,4
<b>Engine speed rpm</b> ECO / TURBO	2400 / 2800	2400 / 2800	2400 / 2800	2400 / 2800	2400 / 2800
<b>Recommended configuration</b>	Li-Ion 2x 12 Ah 56V & PRO E rapid charger	Li-Ion 2x 12 Ah 56V & PRO E rapid charger	Li-Ion 2x 12 Ah 56V & PRO E rapid charger	Li-Ion 2x 12 Ah 56V & PRO E rapid charger	Li-Ion 2x 12 Ah 56V & PRO E rapid charger
<b>Battery / charger models</b>	PRO E BA6720T battery / PRO E CH7000E rapid charger	PRO E BA6720T battery / PRO E CH7000E rapid charger	PRO E BA6720T battery / PRO E CH7000E rapid charger	PRO E BA6720T battery / PRO E CH7000E rapid charger	PRO E BA6720T battery / PRO E CH7000E rapid charger
<b>Runtime *</b> ECO / TURBO	120 min / 90 min	85 min / 70 min	100 min / 80 min	85 min / 65 min	80 min / 60 min
<b>Charging time *</b> 73% / 100%	45 min / 75 min	45 min / 75 min	45 min / 75 min	45 min / 75 min	45 min / 75 min
<b>Starter &amp; Handling</b>	Click & Go Soft-Grip	Click & Go Soft-Grip	Click & Go Soft-Grip	Click & Go Soft-Grip	Click & Go Soft-Grip
<b>Drive system **</b>	Push	Variable speed 2,3-4,5 km/h	Variable speed 2,5-4,8 km/h	Variable speed 2,2-4,1 km/h	Variable speed 2,3-4,8 km/h
<b>Cutting height adjustment</b>	Central 8-fold 2,5-8,0 cm	For each wheel 7-fold 2,5-8,0 cm	For each wheel 7-fold 2,5-8,0 cm	For each axis 7-fold 3,0-9,5 cm	For each wheel 8-fold 1,5-9,5 cm
<b>Mower chassis material</b>	Aluminium with steel inlet <b>15 years warranty ***</b>	Aluminium with steel inlet <b>15 years warranty ***</b>	Aluminium with steel inlet <b>15 years warranty ***</b>	Steel <b>2 years warranty ***</b>	Aluminium with steel inlet <b>15 years warranty ***</b>
<b>Collector capacity</b>	45 l	65 l	-	-	75 l
<b>SABO Turbostar™-System</b>	•	•	Side discharge	Mulching mower	•
<b>Mulching</b>	○ SAB10624	○ SAB10124	○ SAB10224	•	○ SAB10324
<b>Height-adjustable handlebar</b>	3-fold	3-fold	2-fold	3-fold	2-fold
<b>Transportation &amp; stowing</b>	Foldable handlebar & carrying handle	Foldable handlebar & carrying handle	Foldable handlebar	Foldable handlebar & carrying handle	Foldable handlebar & carrying handle
<b>Wheel bearing front/rear</b>	Ball bearing	Ball bearing/ Bronze slide bearing	Ball bearing/ Bronze slide bearing	Ball bearing/ Bronze slide bearing	Ball bearing/ Bronze slide bearing
<b>Weight</b> w/o battery	30 kg	45 kg	43 kg	46 kg	52 kg
<b>Article no.</b>	SA601324	SA621724	SA622224	SA622324	SA622424

• as standard ○ Optionally available \* With recommended battery configuration, may vary depending on mowing habits, grass condition and cutting height

\*\* Depending on the operating mode selected (ECO / TURBO) \*\*\* Conditions valid for personal use only, the SABO warranty terms apply.

**POWER UNIT FROM EGO:** The PU2700 delivers performance rivalling that of a petrol engine and is engineered to tackle even the most demanding challenges effortlessly.

Offering maximum performance and durability, the PU2700 is a serious option compared to conventional internal combustion engines.



**TurboStar**  
System

The patented SABO TurboStar™ system lifts the grass before it is cut and ensures reliable collection in the grass collector - even when the grass is damp.



**43-PRO E  
PUSH**



**47-PRO E  
VARIO**



**50-PRO E  
S VARIO**



**IPX4-  
water  
protected  
battery**



**IPX5-  
certified  
charger**



**53-PRO E  
M VARIO**



**54-PRO E  
VARIO**




Details of the commercial battery scarifier on page 43



	<b>50-PRO C DRIVE</b>	<b>60-PRO T PUSH</b>	<b>60-PRO T DRIVE</b>	<b>60-PRO F VARIO</b>	<b>70-PRO C VARIO</b>	<b>75-PRO F VARIO</b>
<b>Working width</b>	50 cm	60 cm	60 cm	60 cm	70 cm	75 cm
<b>Engine</b>	4-stroke-OHV Honda GXV 160	4-stroke-OHV Honda GCV 200	4-stroke-OHV Honda GCV 200	4-stroke-OHV Honda GX 200	4-stroke-OHV Honda GXV 390	4-stroke-OHV Honda GXV 340
<b>Displacement cm<sup>3</sup></b>	163	200	200	196	389	340
<b>Net power kW</b>	3,2	4,1	4,1	4,3	7,5	7,9
<b>Engine speed rpm</b>	3600	3600	3600	3600	3600	3600
<b>Starter &amp; Handling</b>	Starter rope & Soft-Grip	Starter rope & Soft-Grip	Starter rope & Soft-Grip	Starter rope	Starter rope	Starter rope
<b>Anti-Vibrations-System</b>	-	-	-	•	•	•
<b>Drice system</b>	Manual transmission	Push	Mechanical 1-speed gearbox	Mechanical gearbox with reversing system	Gearbox with reversing system	Mechanical gearbox with reversing system
<b>Drive speed</b>	1,6 km/h	-	1,6 km/h	2,0 - 3,6 km/h	2,5 - 4,2 km/h	2,5 - 4,2 km/h
<b>Cutting system</b>	Pendulum wing / cross blade combination	Nylon string	Nylon string	32 Y-blades Optional hammer flail blades available	Pendulum wing blades	40 Y-blades Optional hammer flail blades available
<b>Cutting height adjustment</b>	Continuously variable Skid adjustment 20 - 100 mm	Central 30, 45, 60 mm	Central 30, 45, 60 mm	Continuously variable swivelling wheels 20 - 80 mm	3-way locking front wheel 40 - 100 mm	Continuously variable swivelling wheels 20 - 80 mm
<b>Handlebar</b>	Foldable & 2-fold height adjustable	Foldable Fixed height	Foldable Fixed height	Foldable & 3-fold lateral- / height adjustable	Foldable & 3-fold lateral- / height adjustable	Foldable & 3-fold lateral- / height adjustable
<b>Mower deck material / design</b>	Steel fixed	Steel fixed	Steel fixed	Steel fixed	Steel fixed	Steel fixed
<b>Safety features</b>	Mower deck	Side panels	Side panels	ABS plastic flap at front/rear and discharge guard	ABS plastic flap at front/rear	ABS plastic flap at front/rear and discharge guard
<b>Fender</b>	-	-	-	•	•	•
<b>Fuel capacity</b>	1,4 l	0,9 l	0,9 l	3,1 l	2,1 l	6,1 l
<b>Blade brake</b>	Band brake	Band brake	Band brake	Band brake	Band brake	Band brake
<b>Wheels</b>	Steel rims with deep lug tyres	Rubber tyres	Steel rims with deep lug tyres	Swivelling & lockable front wheels	Steel rims with deep lug tyres	Swivelling & lockable front wheels
<b>Wheel bearing</b>	Keyway	Ball bearing	Keyway	Sleeve bearing	Keyway	Sleeve bearing
<b>Weight</b>	50 kg	33 kg	38 kg	110 kg	120 kg	135 kg
<b>Article no.</b>	SA711024	SA700024	SA701024	SA712024	SA712124	SA712224

• as standard

## Municipal mowers



Commercial brush cutter  
**50-PRO C  
DRIVE**



Commercial brush cutter  
**60-PRO T  
PUSH**



Commercial brush cutter  
**60-PRO T  
DRIVE**



Commercial flail mower  
**60-PRO F  
VARIO**



Commercial flail mower  
**70-PRO C  
VARIO**



Commercial flail mower  
**75-PRO F  
VARIO**






	<b>GLADIATOR 95 F AWD</b>	<b>THUNDER 85 C</b>
<b>Cutting width</b>	95 cm	85 cm
<b>Engine</b>	4-stroke B&S Intek 8-44C8	4-stroke-OHV Honda iGXV 700 EFI
<b>Displacement cm<sup>3</sup></b>	724	966
<b>Net power kW</b>	18,4	17,7
<b>Engine speed rpm</b>	3600	
<b>Air filter</b>	as standard	5" Donaldson
<b>Cutting height adjustment</b>	Notched 30 - 90 mm	Continuously variable electric 20 - 120 mm
<b>Blade brake</b>	Band brake	„Knott“ drum brake
<b>Drive system</b>	Hydraulic dual pedal control 0 - 8 km/h	Remote-controlled hydraulic forwards / backwards   0 - 7 km/h
<b>Fuel capacity</b>	13 l	18 l
<b>Cutting system</b>	Y-blades Optional hammer flail blades available	2x Pendulum wing blades also available with cross blade (requires Tagex tracks)
<b>Mower deck material</b>	Steel	Steel (Hardox 400)
<b>Mower deck design</b>	Locked / Floating - height adjustable	Raising front bonnet
<b>Safety features</b>	Compact chassis geometry for high incline capability Ergonomically designed and adjustable seat position with additional side support	Rotating beacon and fuel warning light  Front: double chain curtain   mower deck: single-row chain curtain Rear: Discharge guard (optionally available single-row chain curtain)
<b>Starter</b>	Electric	Electric
<b>Drive system</b>	All-wheel drive Wheels 16x6.50-8" / 20 x 10.00-8"	Axial piston pumps   Gerotor motors Patented crawler drive - Complete track guidance (Optional Tagex tracks with a higher Profile)
<b>Additional Infos</b>	LED headlights Steering wheel knob	Dimensions: 164 cm x 130 cm x 90 cm Maximum lateral tilt angle: 55 ° Maximum longitudinal tilt angle: 50 °
<b>Weight</b>	388 kg	580 kg
<b>Article no.</b>	SA725024	SA736024

## Municipal machines

Commercial ride-on mulching mower  
**GLADIATOR 95 F AWD**



Remote controlled crawler mower  
**THUNDER 85 C**





# NOT JUST A MOWER. A SABO.

MADE IN  
**GERMANY\***  
SINCE 1932



**SABO-MASCHINENFABRIK GMBH**

Auf dem Höchsten 22  
D-51645 Gummersbach

Tel. +49 (0) 22 61 704 - 0

post@sabo-online.com  
www.sabo-online.com

## GET IN TOUCH WITH US!

This brochure is intended for worldwide distribution. Products in each country may differ from those shown in this catalogue. The information provided by your local SABO retailer is always the definitive one. This catalogue was last updated in February 2024 and is subject to changes in products, product names, article numbers, etc., e.g. due to technical developments, changes in legal regulations or as part of general model maintenance.

[www.SABO-Online.com](http://www.SABO-Online.com)



/SABO



/SABO\_Maschinenfabrik



/SABOGmbH



/SABO-Maschinenfabrik-GmbH